

3rd Grade Language Arts Distance Learning Plan April 13-May 1

This is a sample schedule that may help you organize language arts work over the next few weeks. These tasks are intended to keep students engaged with practice in reading, writing, speaking, and listening. As always, Independent reading time is an essential part of growing as a reader, so keep it up! Cursive writing practice sheets are also included.

4/13	<p style="text-align: center;">“The Basics of Camping” *see packet</p>
4/14	<p style="text-align: center;">World Health Day and the World Health Organization (WHO) was founded on April 7th in 1948.</p> <p>With all the news of ways to stay healthy right now, write your own plan of how to stay healthy. It can include staying home like now or it can be for a time when you are around others. You can include things you already do or you might create a new invention to help with the containment of germs. Don’t forget to include complete sentences, introduce your idea, tell details, and wrap up with a conclusion.</p>
4/15	<p style="text-align: center;">“A True Story About Camping” *see packet</p>
4/16	<p style="text-align: center;">Name Yourself Day</p> <p>Do you love your name? Have you always wished you had a different name? April 9th was Name Yourself Day! Write about the name you would choose for yourself and tell why that is the name you would choose. If you love your name already, write about why you love it so much. Be sure to include why the name you chose (or have) is perfect for you. Don’t forget to include complete sentences, introduce your idea, tell details, and wrap up with a conclusion.</p>
4/17	<p style="text-align: center;">Compare and Contrast Camping Texts *see packet</p>
4/20	<p style="text-align: center;">Hanging Out with Talking Animals</p> <p>Imagine what would happen if animals could talk! What would you ask your animal or any animal if you could? Would you play with the animal? Or maybe would you hunt for food with the animal? Write a story describing this conversation. You can even include a picture or illustration of your day hanging out with the talking animal. Make sure to include lots of descriptive details and don’t forget your story should have a beginning, middle, and a strong ending!</p>
4/21	<p>Read the “Playing with Your Health” article included in your packet and write about and/or discuss the following:</p> <p style="padding-left: 40px;">What are the main points made in the <i>Yes! Video Games are Bad for People’s Health</i> section?</p> <p style="padding-left: 40px;">What are the main points made in the <i>No! Video Games are Not Bad for People’s Health</i> section?</p> <p>What is your opinion about this topic? Do you have reasons for your opinion other than the ones included in this article?</p>

4/22	<p style="text-align: center;">Outdoor Observations April 22nd is Earth Day</p> <p style="text-align: center;">Go outside and spend five minutes being quiet and simply noticing as much as you can. Then write in detail about what you see, smell, feel, and hear. Use as many descriptive words as possible.</p>
4/23	<p style="text-align: center;">Compare & Contrast *see packet</p>
4/24	<p style="text-align: center;">National _____ Day April 24th is National Pigs in a Blanket Day</p> <p style="text-align: center;">If you could create a national day for one of your favorite foods, what would it be? Write a paragraph or two declaring which food deserves its own day and why. Support your opinion with reasons and evidence to create a convincing argument. Share with your family members and ask them what food they believe deserves its own day.</p>
4/27	<p style="text-align: center;">Read the article “Avengers Campus to Let Disneyland Visitors Sling Like Spidey” included in this packet.</p> <p style="text-align: center;">Choose any paragraph and explain (in writing and/or verbally to someone) why you think the author included that section.</p> <p style="text-align: center;">How does it support the main idea of the text?</p>
4/28	<p style="text-align: center;">Think back to yesterday’s Avengers text. Create a new superhero of your own and write about a superpower they have. How is your new superhero going to help the world? Draw a picture of your new hero!</p>
4/29	<p style="text-align: center;">Read the included poem titled, “The March Wind.” Read the poem a few times by yourself until you can read it smoothly. Then find someone to read it to. You can also read it to your favorite stuffed animal or pet. Next, answer the following questions. You can discuss your answers with someone or write them down. “What would be another good title for this poem? What was the poem mostly about? What did you notice about the weather in April?”</p>
4/30	<p style="text-align: center;">Think back to the poem that you read yesterday about March. Write a poem about the weather in April. You can make your poem silly or serious. Have fun with it! If you don’t know how to write a poem look up books or videos to help you. Go to myOn, Big Universe, or Epic and search the word “poem” to find help. Revise your poem and practice reading it. Share your poem with someone!</p>
5/1	<p style="text-align: center;">Your choice!</p> <p style="text-align: center;">Choose a book, story, or article (from your house, Epic!, Big Universe, myOn, etc.) and use one of the attached Cootie Catchers to either write about or discuss the text with someone. Happy reading!</p>

Camping is a favorite outdoor activity all year round, but especially in the summer. Many people enjoy camping because it can be very inexpensive but also a lot of fun. You can go as **rustic** or modern as you want. It all depends on what comforts you want to take with you on your camping experience and where you want to go.

For the **novice** camper it might be a good idea to try sleeping out overnight in the backyard so you can get the hang of how to use camping equipment in a safe environment before going out into the wild. For example, if you are going to take a tent and pitch it for shelter, then it is a good idea to practice setting up a tent at home before trying it out on your trip, far away from civilization! Also, if you like the idea of 'roughing it' - that is another way that people describe camping, then try sleeping in the tent in your sleeping bag for a night before setting off on a camping trip. You might not like it as much as you think.

Camper's also must plan to take plenty of food and water, and a first-aid kit. There are special devices that allow you to start a small, **contained** fire and heat your food if you want something warm to eat. Also, think about what you intend to do when camping. Will you hike, fish, or explore? Each of these activities will require extra equipment such as sturdy boots, fishing tackle, maps, and flashlights.

Then again, you may want to be the kind of camper that would prefer to enjoy the experience from a recreational vehicle designed for vacationing in the great outdoors. These are little motor homes with all the conveniences of home. You simply drive them into the middle of a beautiful campsite and begin to enjoy your camping trip. One thing is certain, there are many beautiful places to enjoy camping in the United States.


COMPREHEND IT


1. What is the main idea of this text?


2. Why do you think people refer to camping as 'roughing it'? Provide evidence to support your answer.


3. Why do you think the author wrote this text? Provide evidence to support your answer.

HIGHLIGHT IT

 Highlight the text pink that tells why many people enjoy camping.

 Highlight the text blue that tells what a camper should do if they have never gone camping before.

 Highlight the text yellow that tells what supplies a camper needs for their trip.

 Highlight the text green that tells what other equipment a camper may need if they hike, fish, or just explore nature.



Thwack. That was the sound of the tent pole hitting the ground for the third time as Mr. and Mrs. Melon attempted to set up the shelter for their three children, Roxie, Moxie, and Loxie, and themselves. OUCH. That was the cry from Mr. Melon as the metal rod bonked him on the head before reaching the ground.

The idea of camping sounded like so much fun when it came to them. The family of five had **tired** of the same old weekend routine. Sure, going to the movies, skating, swimming, and barbecues were fun but they wanted a new thrill. While brainstorming a new adventure one of the Melon children said, "How about camping?" and that was it! They went straight-away to the store, bought all kinds of camping equipment including a tent, sleeping bags, backpacks, and lots of instant food, and they were off.

Thirty miles later they were at a local campsite, and now were fully **immersed** in attempting to become expert campers without the benefit of any practice. It was obvious they were not very good at it! Mr. and Mrs. Melon failed to read the directions about how to **construct** the tent so it just kept falling over! The children couldn't seem to figure out how to unzip and unroll their sleeping bags and started complaining loudly while pinching and pushing each other!

Before long, everyone was hungry and tired. The Melon family decided they might not enjoy camping as much as they first thought. So they threw all of the gear into the back of the car and headed home. Once home, sleeping bags were unrolled on the living room floor and the tent was draped over the couches to create a make-shift shelter. A movie was slipped into the DVD player and everyone fell asleep - exhausted but content with this version of camping!

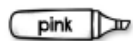
COMPREHEND IT

1. Were the characters in the story good campers? Provide evidence to support your answer.

2. How did the Melon family solve their problem? Provide evidence to support your answer.

3. What do you think would have been a better solution to their problems? Provide evidence to support your answer.

HIGHLIGHT IT



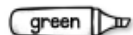
Highlight the text pink that tells who this story is mostly about.



Highlight the text blue that tells what were some of the activities the family did together on the weekends.



Highlight the text yellow that shows why they weren't very good campers.



Highlight the text green that tells what the family did that finally made them happy.



The Basics of Camping

Camping is a favorite outdoor activity all year round, but especially in the summer. Many people enjoy camping because it can be very inexpensive but also a lot of fun. You can go as rustic or modern as you want. It all depends on what comforts you want to take with you on your camping experience and where you want to go.

For the novice camper it might be a good idea to try sleeping out overnight in the backyard so you can get the hang of how to use camping equipment in a safe environment before going out into the wild. For example, if you are going to take a tent and pitch it for shelter, then it is a good idea to practice setting up a tent at home before trying it out on your trip, far away from civilization! Also, if you like the idea of 'roughing it' - that is another way that people describe camping, then try sleeping in the tent in your sleeping bag for a night before setting off on a camping trip. You might not like it as much as you think.

Campers also must plan to take plenty of food and water, and a first-aid kit. There are special devices that allow you to start a small, contained fire and heat your food if you want something warm to eat. Also, think about what you intend to do when camping. Will you hike, fish, or explore? Each of these activities will require extra equipment such as sturdy boots, fishing tackle, maps, and flashlights.

Then again, you may want to be the kind of camper that would prefer to enjoy the experience from a recreational vehicle designed for vacationing in the great outdoors. These are little motor homes with all the conveniences of home. You simply drive them into the middle of a beautiful campsite and begin to enjoy your camping trip. One thing is certain, there are many beautiful places to enjoy camping in the United States.

A True Story About Camping

Thwack. That was the sound of the tent pole hitting the ground for the third time as Mr. and Mrs. Melon attempted to set up the shelter for their three children, Roxie, Moxie, and Loxie, and themselves. OUCH. That was the cry from Mr. Melon as the metal rod bonked him on the head before reaching the ground.

The idea of camping sounded like so much fun when it came to them. The family of five had tired of the same old weekend routine. Sure, going to the movies, skating, swimming, and barbecues were fun but they wanted a new thrill. While brainstorming a new adventure one of the Melon children said, "How about camping?" and that was it! They went straight-away to the store, bought all kinds of camping equipment including a tent, sleeping bags, backpacks, and lots of instant food, and they were off.

Thirty miles later they were at a local campsite, and now were fully immersed in attempting to become expert campers without the benefit of any practice. It was obvious they were not very good at it! Mr. and Mrs. Melon failed to read the directions about how to construct the tent so it just kept falling over! The children couldn't seem to figure out how to unzip and unroll their sleeping bags and started complaining loudly while pinching and pushing each other!

Before long, everyone was hungry and tired. The Melon family decided they might not enjoy camping as much as they first thought. So they threw all of the gear into the back of the car and headed home. Once home, sleeping bags were unrolled on the living room floor and the tent was draped over the couches to create a make-shift shelter. A movie was slipped into the DVD player and everyone fell asleep; exhausted but content with this version of camping!

COMPARE IT

AND

CONTRAST IT

How are these texts similar?

How are these texts different?

Playing With Your Health

Are Video games bad for you?

Many young people like to play games. While playing games, some pretend to fight aliens or evil creatures. Some pretend to be pro athletes.

For years, young people played outdoors with their friends. They used their imagination. Their streets became faraway planets. Their backyards became big-league stadiums.

Today, though, many young people have a different way of playing. They don't play the old-fashioned way. Many play video games instead. Their games take place on their TV, phone, and computer screens.

Video game fans say that their hobby is just good fun. Some people, though, say it is more than that. They say that video games can be bad for people's health.

What do you think? Are video games bad for people's health? Or are they really harmless? Read the arguments below. Then decide for yourself.

Yes! Video Games Are Bad for People's Health

People weren't made to sit on couches or in front of computers all the time. People were made to be active. Video games are bad for people's health.

To be healthy, young people need to stay active. They need to get outside. They need exercise. People who play video games spend too much time staring at a television or computer screen. They don't spend enough time being active.

Playing video games is also bad for the mind. Time spent playing video games would be better spent reading. Reading helps make people smarter. It helps develop the mind. It helps strengthen the imagination. Besides, reading is also fun.

Making friends also makes people happier and healthier. If young people play video games by themselves, they lose the chance to be with friends. Real life is more fun than playing video games.

No! Video Games Are Not Bad for People's Health

Too much of anything--even video games--can be bad. But as long as people don't overdo it, there is nothing harmful about video games. Playing video games can even be good for people.

People do need to be active. But they also need to rest. There is nothing wrong with playing some video games while relaxing. People should play video games to help them unwind.

Not all video games are bad for people's minds. Playing a video game can be like solving a puzzle. Many video games can help make minds stronger. They require the player to focus on the game.

Finally, many video games can be played by two or more people at once. Friends can have fun while playing video games together.

No one should spend all of his or her time just playing video games. But spending some time playing video games is not bad for you.

Compare and Contrast

Title: _____

When the weather is nice, many people like to take advantage of the mild temperatures and sunlight by spending time outdoors. Two popular outdoor hobbies are camping and backpacking. Although there are many similarities between these two activities, there are also many differences.

One of the most obvious ways backpacking and camping are alike is that they both take place outdoors. However, there are many other less obvious similarities. For example, for both activities you will need to be capable of setting up a tent. Also, it would be wise to use bug spray because mosquitos and other insects will likely be nearby whether you are camping or backpacking. Finally, both of these activities allow you to escape modern conveniences like TV and cell phones, and enjoy the beauty of nature instead.

Although backpacking and camping have many similarities, there are also many differences between the two. One of the main differences is in how you arrive to your campsite. When you are backpacking, you arrive to your campsite by hiking to it. Campers don't have to hike to their destination, but instead they usually arrive to their campsite by car. Because of the convenience of a car, campers can bring a lot more equipment. Backpackers have to carry everything they need on their backs, so usually they have less, and much lighter equipment. Finally, backpacking can be more dangerous if you are not prepared for it. Backpackers need to know how to find water sources, understand how to follow trails, and know how to avoid unsafe plants and animals.

Both backpacking and camping have their own advantages, but if you want to enjoy nature without any interruptions, backpacking is the better choice. Some of the most beautiful places in the world can only be seen by those willing to go backpacking.

Read the passage, and then follow the instructions below.

1. Write a title for the passage.

2. Highlight or underline words in the passage that show the author was comparing and contrasting two things.
3. What two activities is the author comparing and contrasting?

4. Which activity does the author prefer? Give evidence from the passage.


5. Do you agree with the author? Why or why not?

Avengers Campus to let Disneyland visitors sling like Spidey

By Associated Press, adapted by Newsela staff on 03.31.20

Word Count 460

Level 570L



This artist rendering released by Disneyland Resort shows a concept for the Spider-Man Adventure attraction in Avengers Campus at Disney California Adventure Park in Anaheim, California. Photo by: Disneyland Resort via AP

The Avengers are gathering at Disneyland. The new theme park opens on July 18.

Visitors can throw webs on the Spider-Man ride. They fight with the Avengers against villains. The new park tells superhero stories through rides and shows. Even the restaurants will have Avenger themes.

"We've been trying to figure out how we bring this land to life," said Brent Strong. He works on the new park. His goal is a big one. It's not just that you see your favorite heroes — you get to become a hero.

Living Out Your Superhero Fantasies

Recently, Strong spoke to the media. He gave details and a first look at the project. "It's about living out your superhero fantasies," he said.

A key adventure will be "WEB SLINGERS: A Spider-Man Adventure." This attraction uses images and video to bring the ride to life. It begins as Spider-Man shows off small but smart Spider-bots. A team of teens developed them. Of course, the self-replicating bots spiral out of control. They start to overrun the place. Then guests are asked to help round them up.

"With nothing in your hands, you get to reach out and sling webs," Strong said. There is a "ton of technology to make that happen." But it "feels like magic," he said. "It feels like being Spider-Man."

Imaginary Magic

The imaginary magic comes from new technology. It can recognize the faces and hands of riders.

The Avengers park will have tons of heroes, said Dan Fields. He works on the live entertainment for the project. "It's a hero-rich environment."

Visitors can dance with the Guardians of the Galaxy. Black Widow and Black Panther will fight new villains. Guests can train in the fighting arts.

Even the food will tell stories. Pym's Test Kitchen will feature cooking "experiments." One is the "Not So Little Chicken Sandwich." It has a tiny bun with a large chunk of chicken. Pretzels will move on an overhead belt. They will seem to change size when sent through shrink and growth rays.

The new park is almost finished. However, because of the new coronavirus the park is closed.

Coronavirus is a flu-like illness. It began in China and has been spreading across the globe since December 2019. Health officials have been encouraging social distancing. This means staying home and staying away from other people to help slow the spread of the virus. Many schools have shut down. Many companies are telling employees to work from home. Major sporting and entertainment events have also been canceled or postponed.

Large gatherings around the world are canceled. Bob Iger runs the Disney company. He told shareholders on March 11 that the virus situation is serious. But, he said, Disney has always been strong and adaptable.

The March Wind



- 1 I come to work as well as play;
- 2 I'll tell you what I do:
- 3 I whistle all the livelong day,
- 4 "Woo-oo-oo-oo! Woo-oo!"

- 5 I toss the branches up and down
- 6 And shake them to and fro;
- 7 I whirl the leaves in flocks of brown
- 8 And send them high and low.

- 9 I strew the twigs upon the ground;
- 10 The frozen earth I sweep:
- 11 I blow the children round and round
- 12 And wake the flowers from sleep.

Public Domain

Comments: *Comments do not appear on the test*
Fall_2015_QTI21_96DPI


Let's Discuss Fiction!



- ✓ Which character are you most similar to? Explain.
- ✓ Do you like the main character? Why or why not?
- ✓ What was your favorite part? Why?
- ✓ Retell the story. (Beginning, Middle, End)
- ✓ What does this story remind you of?
- ✓ What was the lesson or moral of the story?
- ✓ What was the author's purpose with this story?
- ✓ What would you change in this story? Why?

	<p>Change</p> <p>What would you change in this story? Why?</p>	<p>Character</p> <p>Which character are you most similar to? Explain</p>	
<p>Purpose</p> <p>What was the author's purpose with this story?</p>	<p>Character</p> <p>Do you like the main character? Why or why not?</p>	<p>Character</p> <p>What was your favorite part? Why?</p>	<p>Character</p> <p>Do you like the main character? Why or why not?</p>
<p>Learn</p> <p>What was the lesson or moral of the story?</p>	<p>Retell</p> <p>Retell the story. (Beginning, Middle, End)</p>	<p>Retell</p> <p>Retell the story. (Beginning, Middle, End)</p>	<p>Retell</p> <p>Retell the story. (Beginning, Middle, End)</p>
	<p>Connect</p> <p>What does this story remind you of?</p>	<p>Retell</p> <p>Retell the story. (Beginning, Middle, End)</p>	

Let's Discuss Nonfiction!



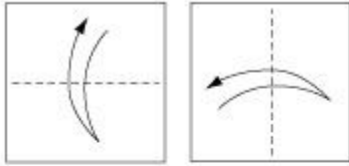
- ✓ Was it easy to locate information in this text? Why or why not?
- ✓ What genre is this text? Explain how you know.
- ✓ How are tables, diagrams, charts, maps, or photographs used in this text? Did they help you? Explain.
- ✓ What topics do this text describe? Explain your reasoning.
- ✓ What info is easiest to understand and/or most difficult to understand? Why?
- ✓ Does this text provide current information? Explain.
- ✓ What text structure is used? Explain.
- ✓ Is the information in this text accurate? How can you verify the claims?

	<p>Fact or Opinion</p>	<p>Was the author stating facts or opinions? Explain your answer.</p>	
<p>Support</p>	<p>Give a detail that supports the main topic of the text.</p>	<p>What information would be helpful for the author to add? Why?</p>	<p>Genre</p>
<p>Extend</p>	<p>Where could you learn more about this topic?</p>	<p>How did text features help you read? (Table of Contents, bold words, etc.)</p>	<p>Text Features</p>
	<p>Learn</p>	<p>The main idea of this text is... I learned from the text.</p>	

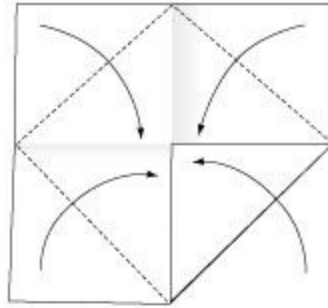
Directions for folding a cootie catcher:

First cut around the outline of the cootie catcher.

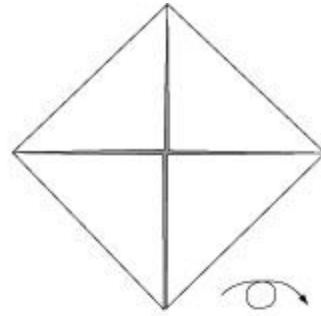
How To Fold A Cootie Catcher



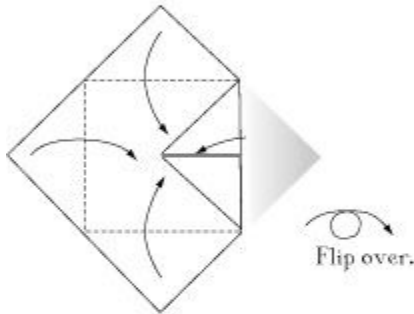
1. Fold and unfold.



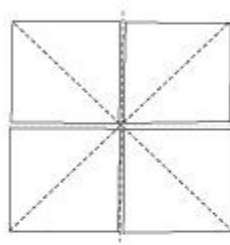
2. Fold each corner
to the center.



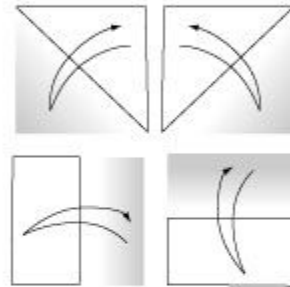
3. Flip over.



4. Fold each corner
to the center.



5. Fold and unfold
to make creases.



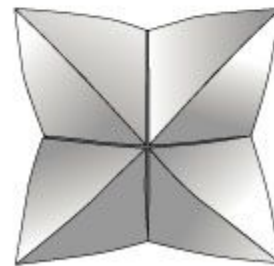
Like this!



Back View




Front View
Open



Front View
Closed

Cursive A



Trace the cursive letters, then write your own.

a a a

a a a

a a a

a a a

Trace the sentence written in script.

Amanda asks

Dan about

apples.

Cursive B



Trace the cursive letters, then write your own.

B B B

B B B

b b b

b b b


Trace the sentence written in script.

Bart borrows

books on bugs

from Blair.

Cursive C



Trace the cursive letters, then write your own.

C C C

C C C

c c c

c c c

Trace the sentence written in script.

Crystal rocks

creamy corn

chowder.

Cursive D



Trace the cursive letters, then write your own.

D D D

D D D

d d d

d d d


Trace the sentence written in script.

Don delivers

delicious donuts

daily.

Cursive E



Trace the cursive letters, then write your own.

E E E

E E E

e e e

e e e

Trace the sentence written in script.

Elisa eats

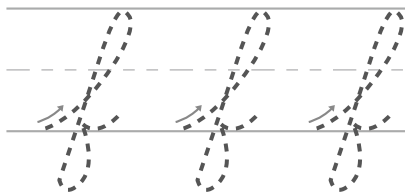
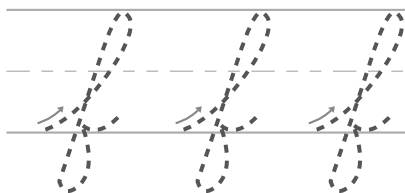
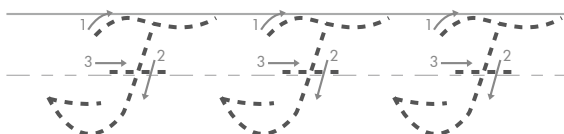
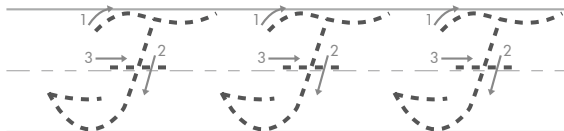
eggplants every

day.

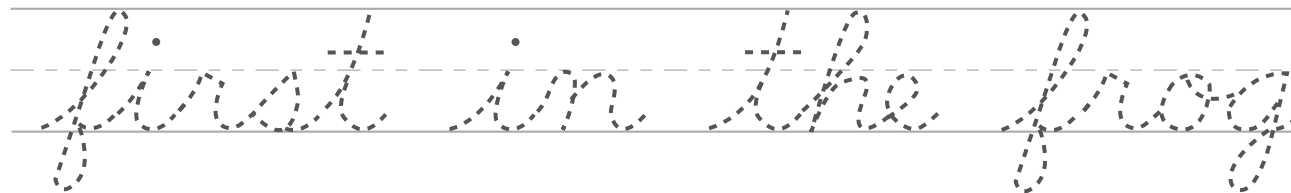

Cursive F




Trace the cursive letters, then write your own.



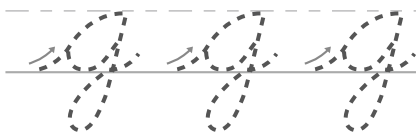
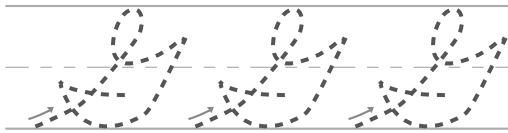
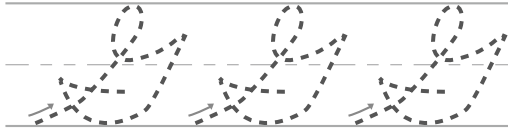
Trace the sentence written in script.



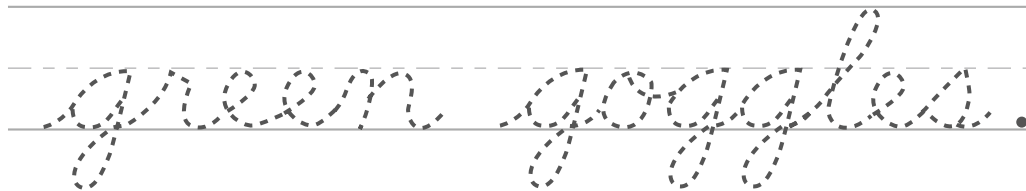
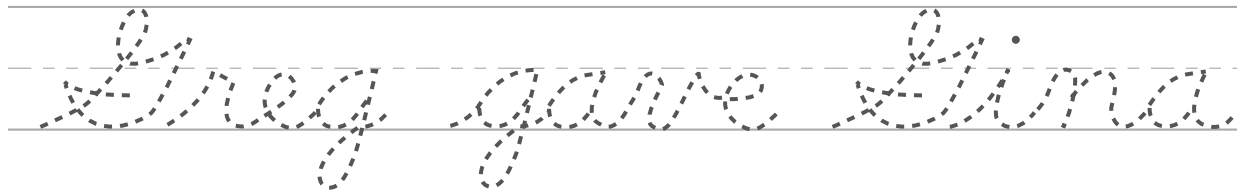
Cursive G




Trace the cursive letters, then write your own.



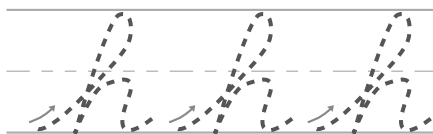
Trace the sentence written in script.



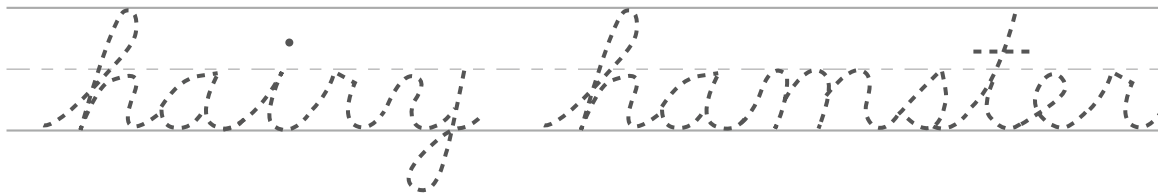
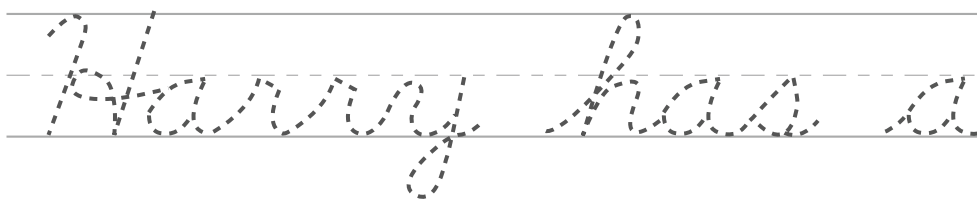
Cursive H



Trace the cursive letters, then write your own.



Trace the sentence written in script.



Cursive I



Trace the cursive letters, then write your own.

l l l

l l l

i i i

i i i

Trace the sentence written in script.

Ann ice skates

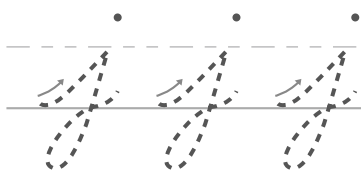
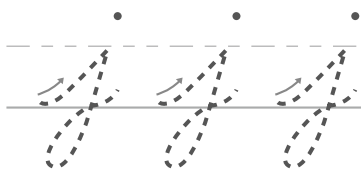
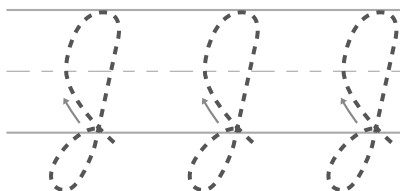
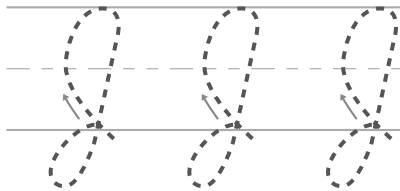
with Anna in

Indiana.


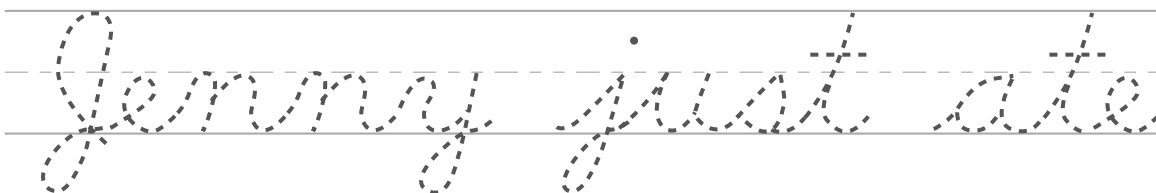
Cursive J



Trace the cursive letters, then write your own.





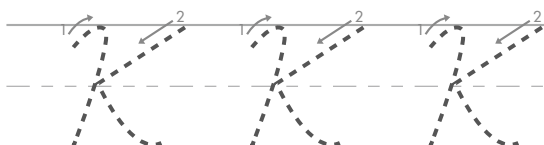
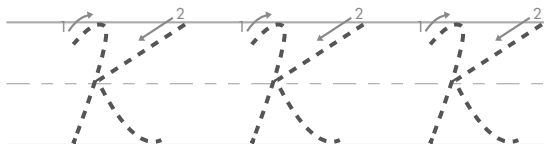
Trace the sentence written in script.




Cursive K




Trace the cursive letters, then write your own.



Trace the sentence written in script.





Cursive L




Trace the cursive letters, then write your own.



Trace the sentence written in script.



Cursive M



Trace the cursive letters, then write your own.

M M M

M M M

m m m

m m m

Trace the sentence written in script.

Michelle earns

money making

masks.

Cursive N

Trace the cursive letters, then write your own.



n n n

n n n

n n n

n n n

Trace the sentence written in script.

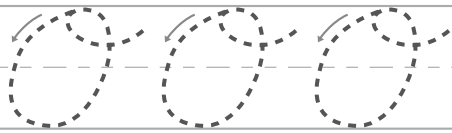
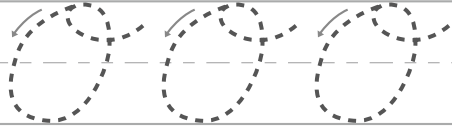
Nikki needs new

knitting needles.

Cursive O



Trace the cursive letters, then write your own.



Trace the sentence written in script.

Oliver only

owns orange

objects.

Cursive P



Trace the cursive letters, then write your own.

P P P

P P P

p p p

p p p


Trace the sentence written in script.

Patti picks

pretty petunias

with Pete.

Cursive Q



Trace the cursive letters, then write your own.

Q Q Q

Q Q Q

q q q

q q q

Trace the sentence written in script.

Quincy ate quite

a bit of quiche.

Cursive R



Trace the cursive letters, then write your own.

R R R

R R R

r r r

r r r

Trace the sentence written in script.

Rachel reads

books about

round rocks.

Cursive S



Trace the cursive letters, then write your own.

S S S

S S S

s s s

s s s


Trace the sentence written in script.

Samantha sails

on the sea every

Saturday.

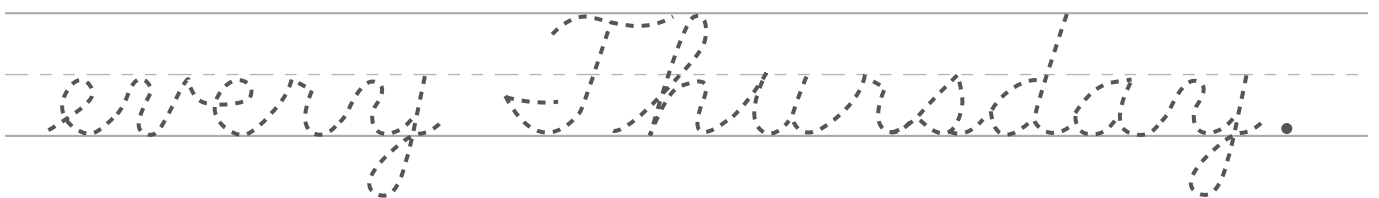
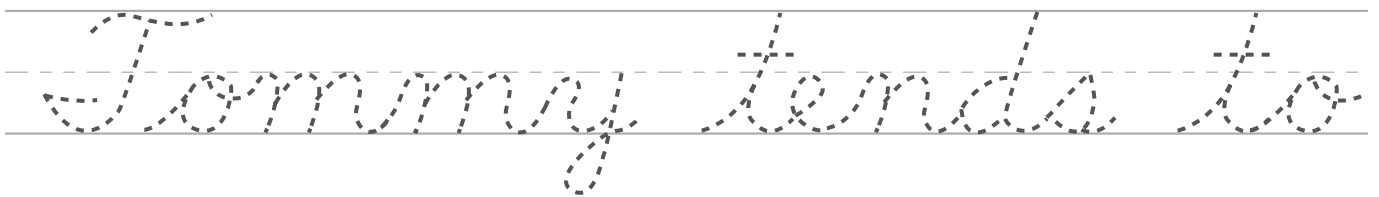
Cursive T



Trace the cursive letters, then write your own.



Trace the sentence written in script.



Cursive U



Trace the cursive letters, then write your own.

U U U

U U U

u u u


u u u

Trace the sentence written in script.

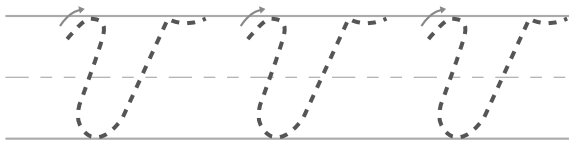
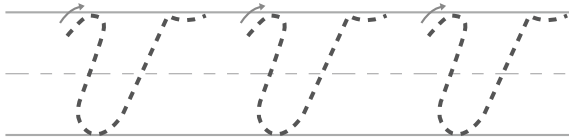
Umbrella under the

umbrella.

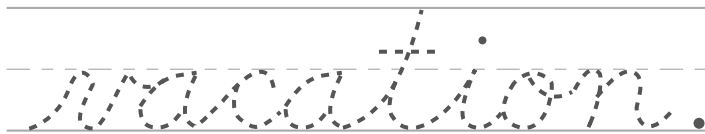
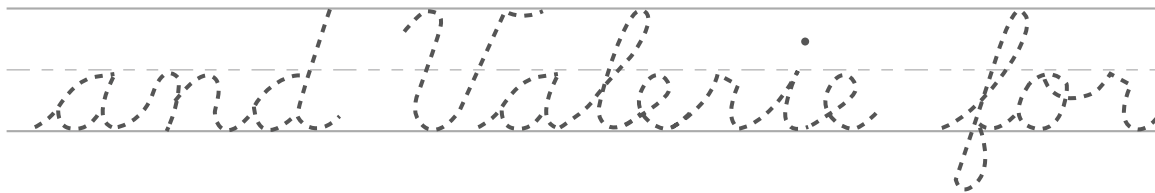
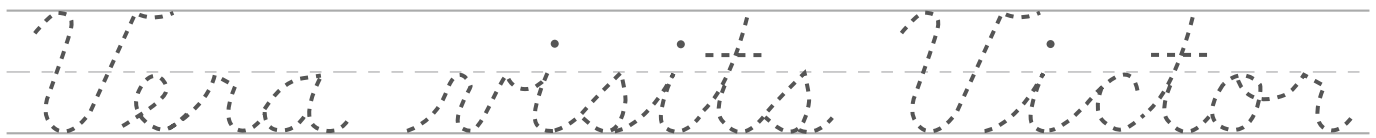
Cursive V



Trace the cursive letters, then write your own.



Trace the sentence written in script.



Cursive W



Trace the cursive letters, then write your own.

W W W

W W W

W W W

W W W


Trace the sentence written in script.

Will wishes

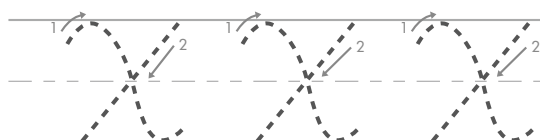
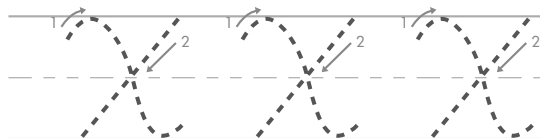
winter were

warmer.

Cursive X



Trace the cursive letters, then write your own.



Trace the sentence written in script.

Xander took

some excellent

X-rays.

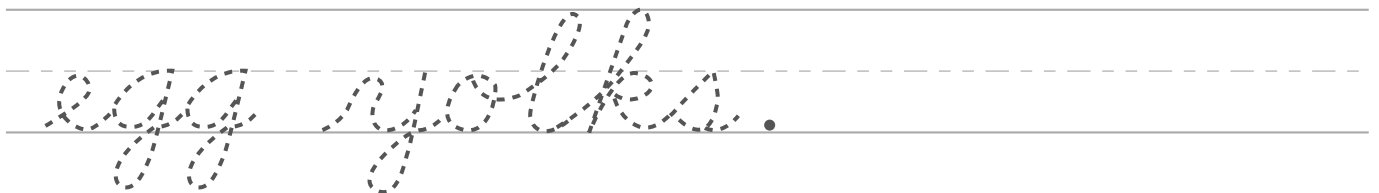
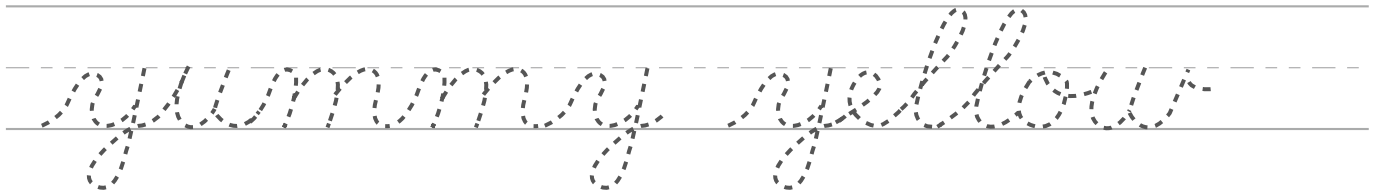
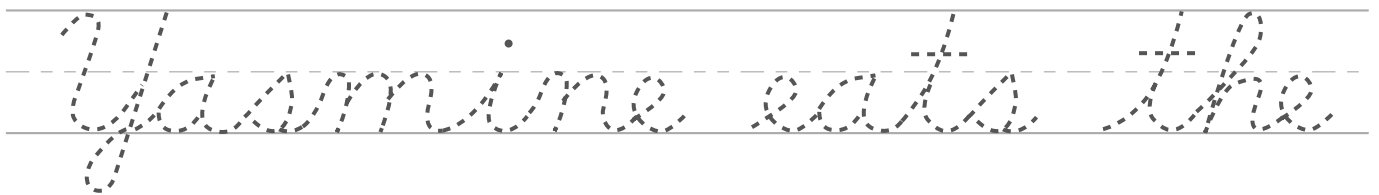
Cursive Y



Trace the cursive letters, then write your own.



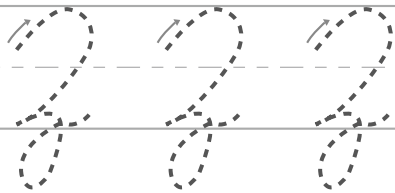
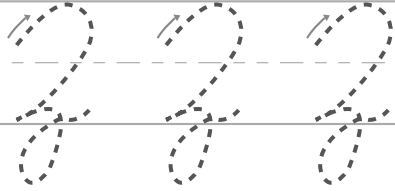
Trace the sentence written in script.



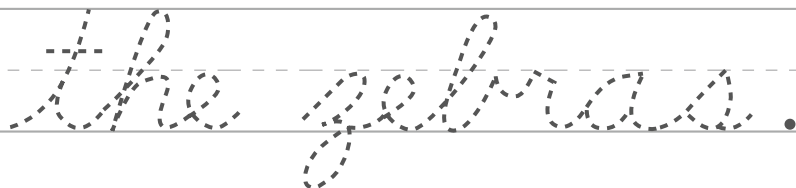

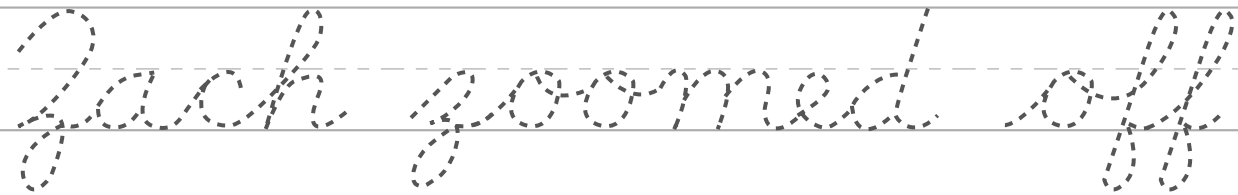
Cursive Z



Trace the cursive letters, then write your own.



Trace the sentence written in script.



3rd Grade Social Studies Distance Learning Plan April 13-May 1

Attached are social studies activities that will review what 3rd graders have learned this year about maps and globes. There is roughly one page for every two weekdays if you would like to space out the work in that way. There are optional extension activities on many of the pages if you would like explore a topic further.

Happy mapping!



A RECIPE FOR A GREAT MAP! INTERACTIVE READ ALOUD

A map is a very important tool that shows detailed information about an area. The area can be as small as your room, or as big as all the countries on Earth! A map can show roads, landmarks, routes for transportation, and different landforms, such as mountains and rivers.

There are four main parts to a map we need to remember: the map title, map key, scale, and compass rose.

The map title tells us what our map is showing. A map key or map legend is a chart that explains what the symbols on a map mean. On many maps, a black dot stands for a city, a star stands for a state's capital, airplanes stand for airports, and black or yellow lines stand for highways, roads, or streets. The kind of map you have will determine what kind of symbols you will find in the map legend. What kind of symbols do you think a map legend would have for a map of an amusement park?

Many maps have a compass rose, which is a tool that shows directions. The cardinal directions are north, south, east, and west. The intermediate directions are the points in between the cardinal directions: northeast, northwest, southeast, and southwest.



Most maps will also have a scale. A map scale is a tool that compares distance on a map to the actual distance on Earth. The scale helps the person reading the map figure out real-life distances. For example, suppose there is a map where one inch represents one mile. If, on my map, I have two places that are five inches apart, this means they are five miles apart on Earth!

Higher-Order Thinking - (Write or discuss your answer.)

Why is it important that we have maps?

Extension Activity

Home/Class/Center - Create a map of a place you like to visit.

It might be a favorite restaurant, movie theater, park, or even your grandma's house! Make sure you include a map title, map key, scale, and compass rose.



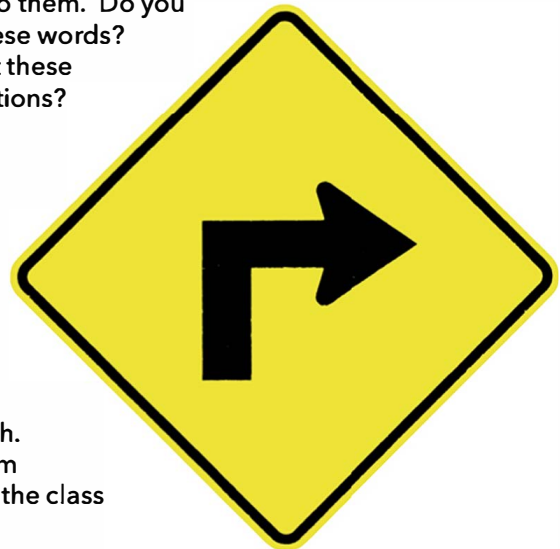
LOCATION, LOCATION, LOCATION!

INTERACTIVE READ ALOUD

Words like left and right, over and under, near and far, and between describe where things are located and how to get to them. Do you think it would be hard to give directions without these words? How do you think we would give directions without these words? Why is it important to be able to give directions?

Look at this maze (post it on the board or have it on display). Starting at the beginning, let's think of how we can describe a way to get through the maze. (Use positional words to describe the path through the maze.)

Now I am going to draw another simple maze (on the board or other display). Can you see the path to take to get through it? I'm going to draw the path. While I do, you think of a way to describe where I am drawing the lines. (Ask a student to explain this for the class using correct positional words.)



Higher-Order Thinking

What makes words like left and right useful for describing location? (*Write or discuss your answer.*)

Extension Activities

Home/Class/Center: Create a map of our classroom. Think of a special item you could hide in our classroom (for example: a flower or a cookie). Draw this item and hide it in the classroom, away from the door. Now, write directions for how to get from the door to the special object. Swap maps and directions with a partner and see if they can find your surprise following your directions.



NAME: _____

CHAPTER 2

TENNESSEE EXPERIENCE | GRADE 3 | UNIT 1

LATITUDE AND LONGITUDE

Create a joke, rhyme, or mnemonic to help remember the difference between latitude and longitude.

PARALLELS OF LATITUDE



MERIDIANS OF LONGITUDE



WRITING PROMPT



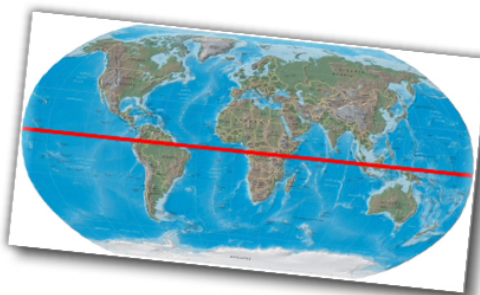
THE EXCELLENT EQUATOR!

It splits the North from the South. It is surrounded by myth and mystery. And, it's invisible...

The equator is an imaginary line around Earth.
The equator separates the Northern and Southern Hemispheres of Earth.

A popular question is: "Which way does water flow down the sink in the Southern Hemisphere? Is it the same as in the Northern Hemisphere? Is it different?" Hmmm!

The equator line is 25,000 miles long! It runs through 13 countries. Some of these countries are Ecuador, Colombia, Brazil, Democratic Republic of the Congo, Uganda, Kenya, Somalia, and Indonesia!



Countries along the equator are very hot. In fact, they are some of the hottest in the world! These countries get intense heat from the sun. It is summertime all year long.

Many natural resources are found along the equator. More than half of the rainforests are along the equator. Rainforests are very important. More than half of all plants and animals are in rainforests? Many medicines are made from rainforest plants.

Daytime is 12 hours at the equator. Nighttime is 12 hours at the equator.

Daytime and nighttime changes at the North Pole and South Pole. In some months, it is light almost 24 hours. In some months, it is dark almost 24 hours.



Explain the pros and cons of living in a country along the equator. Would you want to live in one of those countries? Why or why not?

And the answer to the earlier question is...

No, water does not flow differently down a sink or toilet in the Northern Hemisphere than it does in the Southern Hemisphere!





MAPS

INTERACTIVE READ ALOUD

A map is a drawing that can show you how to get somewhere. It shows you a view of a place from above. There are many kinds of maps. There are maps of a neighborhood, town, state, a country, a continent, or even our whole world!

A map can help you find your way. If you were going to your Grandma's new house for summer vacation, a map would tell you which direction to go.

If Grandma's new house was in your town, you would only need to look at a map of streets. If it was in a different state, you would have to look at a map that would take you out of your town, then out of your state, and through America to Grandma's house!



Interactive Discussion Question

What would happen if we did not have maps? (*Write or discuss your answer.*)

Extension Activities

Home/Class/Center - Give students five sheets of paper. Each sheet is a different size, with the smallest sheet being about 2"x2" and the last sheet being full size. The second, third, and fourth sheet should gradually get bigger. On the small sheet, the children will draw a picture of their house. On the next size will be a picture of their street, on the third size a picture of their town, on the fourth size a picture of their state, and on the largest size, a picture of the United States.



NAME: _____

CHAPTER 7

TENNESSEE EXPERIENCE | GRADE 3 | UNIT 3

I'M HOME

Look at the map of the United States.

1. Find Tennessee on the map and color it red.
2. Color the states that touch Tennessee yellow.
3. Color the rest of the country green.



The United States of America



LET'S REVIEW!

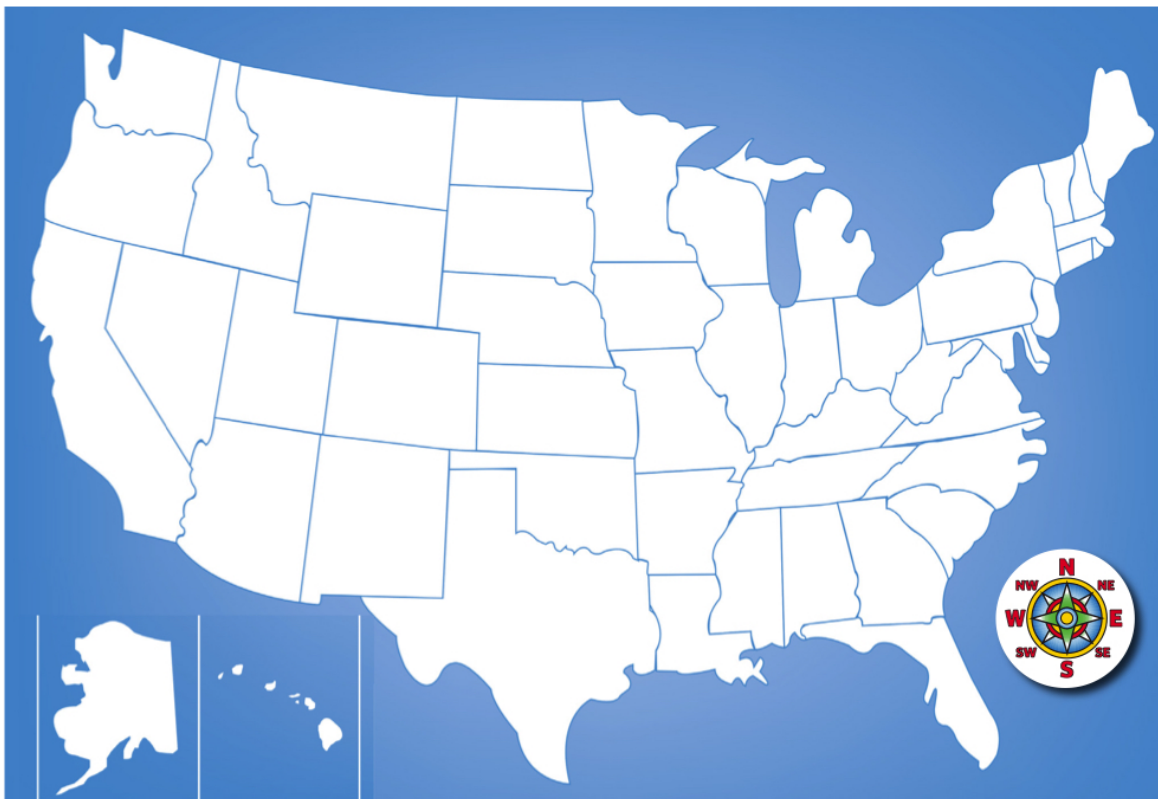


NAME: _____

CHAPTER 7

TENNESSEE EXPERIENCE | GRADE 3 | UNIT 3

50 U.S. STATES AND MAJOR U.S. CITIES



Label the 50 states on the U.S. map.

Then draw symbols on the map to identify the locations of the cities in the map key.

MAP KEY

Chicago



Los Angeles



Miami



New York City



Seattle



Washington, D.C.





U.S. RIVERS

See if you can figure out the names of some famous U.S. rivers in the Wheel of Fortune-style puzzles below.



ONE MORE FOR FUN!

M **I** **□** **□** **I** **□** **□** **I** **□** **□** **I**

(The second-longest river in the U.S.)

□ **H** **I** **□**

(The major eastern tributary of the Mississippi River)

□ **I** **O** **G** **□** **□** **N** **□** **E**

(The border between Texas and Mexico)

C **□** **L** **□** **R** **□** **D** **□**

(Created the Grand Canyon)